



# High-speed sectional door Iso Speed Cold 100

With a depth of 100 mm, the door insulates in refrigerated or cold store areas down to  $-28^{\circ}\text{C}$ .



# Double-skinned steel sectional doors

## Robust and insulating

### Iso Speed Cold 100

The Iso Speed Cold 100 with its 100-mm-thick sections with thermal break offers excellent insulation with a  $U_D$ -value =  $0.57 \text{ W}/(\text{m}^2\cdot\text{K})^*$ .

Doors with a high-lift H or vertical-lift V door leaf are perfectly suited to refrigerated and cold store areas.

The sections come Stucco-textured on the interior and exterior, in Grey white based on RAL 9002, optionally also in 200 colours based on RAL.



### Equipment features

#### Size range

Max. width (mm)	5000
Max. height (mm)	5000

Resistance to wind load (EN 12424)	Class 5
------------------------------------	---------

Resistance to water penetration (EN 12425)	Class 3
--	---------

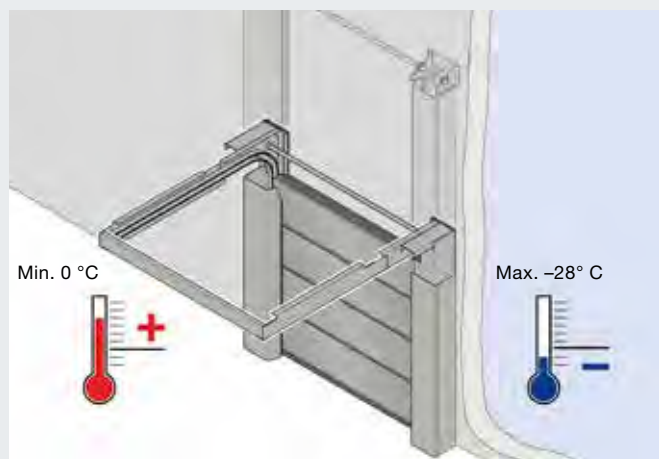
Air permeability (EN 12426)	Class 3
-----------------------------	---------

#### Thermal insulation (EN 13241-1, Appendix B EN 12428)

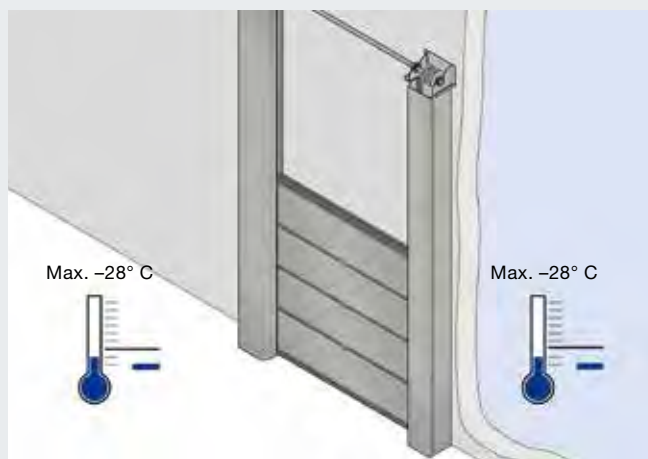
Door surface (fitted door)	U-value in $\text{W}/(\text{m}^2\cdot\text{K})$
2000 × 2000	0,90
3000 × 3000	0,68
4000 × 4000	0,57
5000 × 5000	0,50
Section	0,24

The Stucco-textured surface of the 100-mm-thick steel sandwich sections is extremely robust.

### Possible fitting types in the temperature ranges:



H and V track applications  
(Fitting side min.  $0\text{ °C}$ , opposite side max.  $-28\text{ °C}^{**}$ )



Track application V  
(Fitting and opposite side  $0\text{ °C}$  to max.  $-28\text{ °C}^{**}$ )

\* For a door surface of  $4000 \times 4000\text{ mm}$

\*\* For deviating temperatures please contact the factory.



**With SmartControl as standard**  
**For further information, see page 5**

### 1 Operator concept

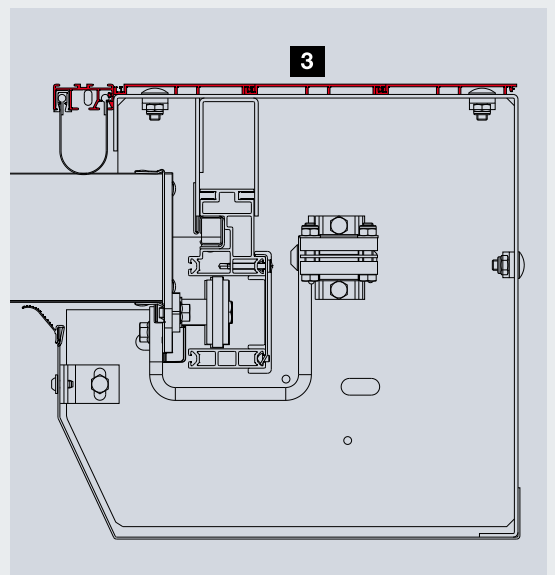

- Operator support via counter weight
- Use of extremely durable flat belts, which are also used in the elevator industry
- Guaranteed 500,000 cycles (when fitted correctly)
- Low maintenance costs, as no springs are used

### 2 Frequency converter control

- Relief of the entire mechanical door elements with gentle starting and braking
- Virtually wear-free and quiet door travel
- Considerable increase in service life for your door
- Optimisation of operating processes and temperature levels between the cold store and other temperature areas thanks to high open and closing speed

### 3 Thermoframe

- Better thermal insulation thanks to thermal separation of the door frame from the building structure
- Reduction of the thermal flow and avoidance of thermal bridges



# Hörmann services included

## 1 Heating

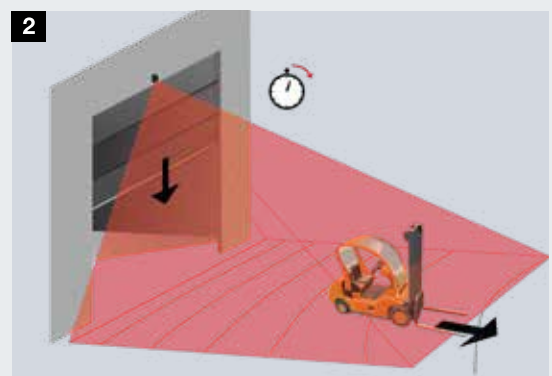
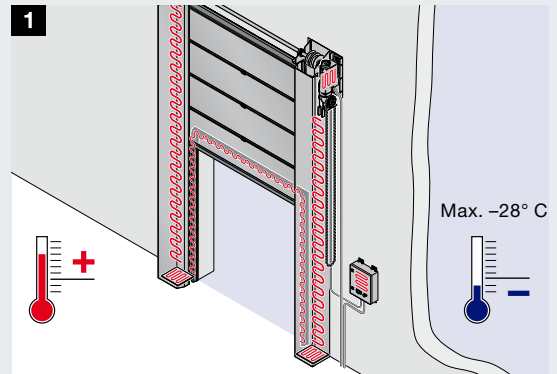
- Heated side elements and bottom plate
- Heated operator
- Heated control housing
- Heated sealing frame

## 2 3D laser scanner Scanprotect

- Laser field as a reliable door monitor
- Optimum reaction time thanks to direction and speed detection of moving objects, e.g. forklift trucks
- Door opens when a vehicle moves towards the door in the detection area
- Door closes when a vehicle moves away from the door
- The door system remains closed in case of cross travel without approaching the door
- Max. operating temperature  $-30\text{ }^{\circ}\text{C}$  for fitting in cold store area

## 4 Radar movement detector MWD-C

- Fast and targeted automatic door opening with directional recognition
- Max. fitting height 7 m
- Max. operating temperature  $-20\text{ }^{\circ}\text{C}$  for fitting in cold store area



# Hörmann SmartControl as standard

For quick troubleshooting and reduction of service and maintenance costs



Hörmann SmartControl monitors and analyses the function of your doors and collects all information, such as error messages, door travel, etc., in an online portal. This way, you or your service partner have access to this data at any time and worldwide via a web browser.

## Overview of benefits:

- Fast and simple troubleshooting thanks to online access to operator control reduce the costs for on-site service visits
- Avoidance of diagnostics and damage reports by service technicians on-site
- Minimisation of repair times and avoidance of multiple visits, as all required spare parts for the specific service visit can be put together as needed
- Avoidance of downtimes due to early detection of wear, e.g. on springs or belts, as well as proactive, cost-effective replacement during annual maintenance
- Evaluation of door use and opening times to optimise the internal flow of traffic and energy cost savings
- Secure storage of door information in cooperation with Deutsche Telekom on a server in Germany
- No software installation required on local PC thanks to access via web browser
- Cost savings by extending the service life of your doors





# On-site services

## 1 Connecting lead

- A second connecting lead to the door is required for heating supply in the frame side bars
- When pressing the main switch on the door, the heating remains activated and prevents freezing

## 2 Floor heating system

- Required in the area of the door closing level
- Covering of the entire opening area of the door and the frame depth, as well as another approx. 200 mm, to effectively prevent the door leaf from freezing

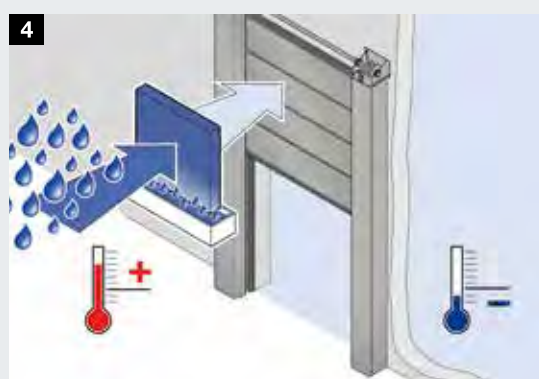
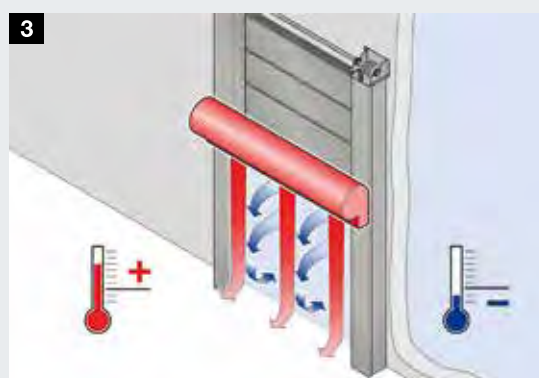
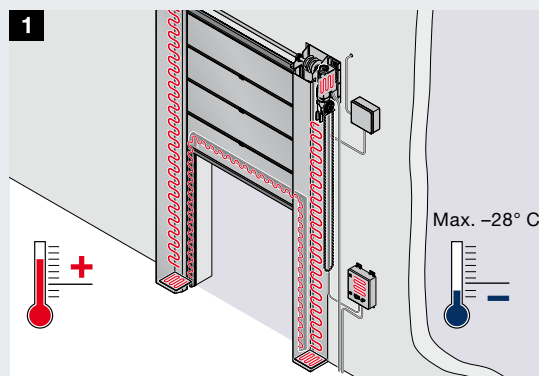
## 3 Air curtains

- Installation on the warmer side, to effectively reduce the flow of air from the warm side to the cold side of the opening
- Minimisation of the temperature increase in the cold store area
- Cold air curtains with better efficiency than hot air curtains

## 4 Air dehumidifier

- Fitting on the warmer side
- For effective reduction of humidity in case of high temperature differences and high humidity – minimisation of ice formation on the cold store area side

**Please contact your responsible regional sales office, providing information of temperatures and humidity, for a precise assessment of the fitting situation!**



# Hörmann Product Range

Everything from a single source for your construction project




**Quick service with testing, maintenance and repairs**  
 Our extensive service network means that we are always nearby and at your service around the clock.



**1** Sectional doors




**2** Rolling shutters and rolling grilles



**3** High-speed doors



**4** Loading technology



**5** Steel and stainless steel sliding doors




**6** Steel and stainless steel construction project doors



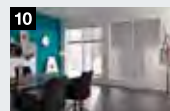
**7** Steel frames with high-quality timber function doors from Schörghuber



**8** Tubular frame construction project doors



**9** Automatic sliding doors



**10** Visibility window



**11** Collective garage doors



**12** Bollards and road blockers



**13** Barrier and pay station systems

# Hörmann: Quality without Compromise



Hörmann KG Amshausen, Germany



Hörmann KG Antriebstechnik, Germany



Hörmann KG Brandis, Germany



Hörmann KG Brockhagen, Germany



Hörmann KG Dissen, Germany



Hörmann KG Eckelhausen, Germany



Hörmann KG Freisen, Germany



Hörmann KG Ichtershausen, Germany



Hörmann KG Werne, Germany



Hörmann Alkmaar B.V., Netherlands



Hörmann Legnica Sp. z o.o., Poland



Hörmann Beijing, China



Hörmann Tianjin, China



Hörmann LLC, Montgomery IL, USA



Hörmann Flexon LLC, Burgettstown PA, USA



Shakti Hörmann Pvt. Ltd., India

Hörmann is the only manufacturer worldwide that offers you a complete range of all major building products from one source. We manufacture in highly-specialised factories using the latest production technologies. The close-meshed network of sales and service companies throughout Europe, and activities in the USA and Asia, make Hörmann your strong partner for first-class building products, offering “Quality without Compromise”.

**GARAGE DOORS**

**OPERATORS**

**INDUSTRIAL DOORS**

**LOADING EQUIPMENT**

**HINGED DOORS**

**DOOR FRAMES**

**HÖRMANN**